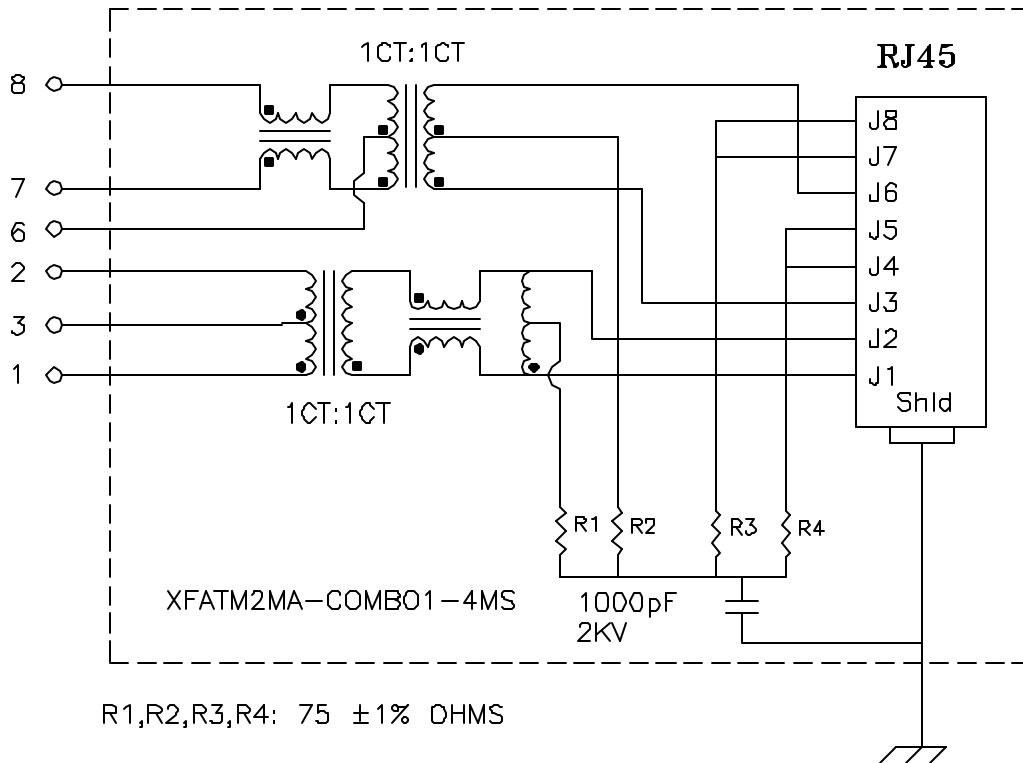


Schematic:

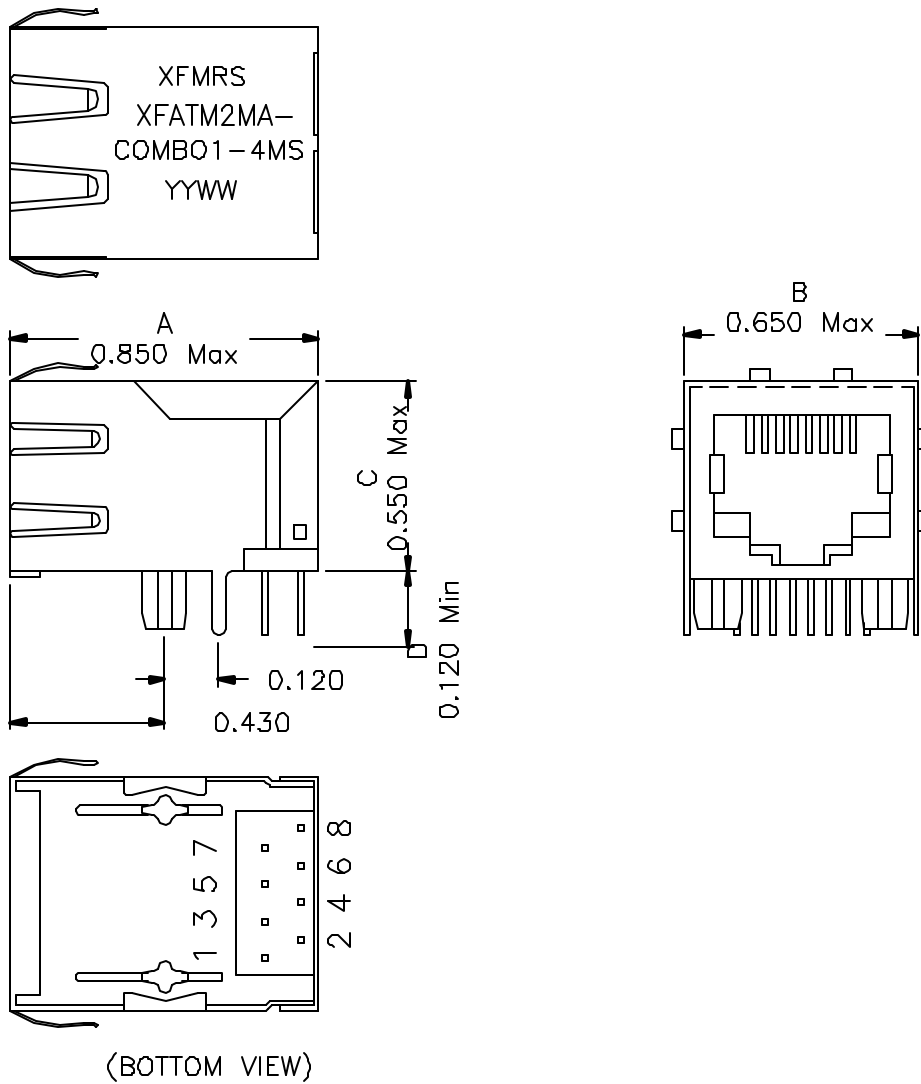


Electrical Specifications: @25°C

Isolation Voltage: 1500 Vac
 Isolation Voltage: 500 Vac (6+7+8-2+3+4)
 UTP SIDE OCL: 350uH Min @100KHz 100mV 8mADC
 Rise Time (10-90%): 2.5ns Typical
 Insertion Loss (300KHz-100MHz): -1.1dB Maximum
 Insertion Loss (100MHz-125MHz): -1.5dB Maximum
 Return Loss: -12dB Typical @300KHz - 100MHz
 Crosstalk:
 100KHz-60MHz -40dB Typical
 60MHz-100MHz -38dB Typical
 Common Mode to Differential Mode Rejection:
 100KHz-60MHz -45dB Typ (Tx) / -40dB Typ (Rx)
 60MHz-100MHz -40dB Typ (Tx) / -35dB Typ (Rx)

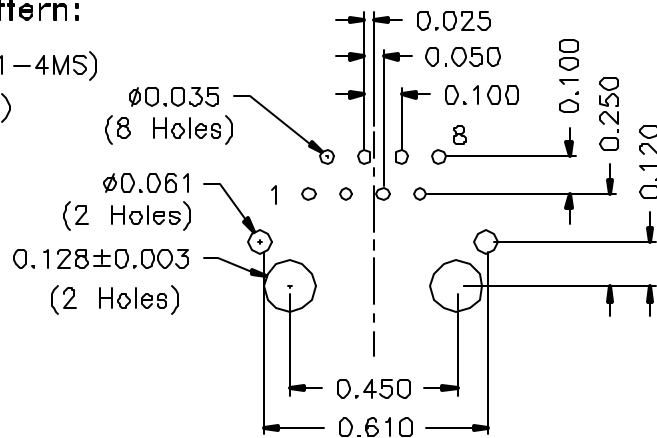
XFMRs Inc.	Title: SINGLE PORT COMBO		
	UNLESS OTHERWISE SPECIFIED		P/N: XFATM2MA-COMBO1-4MS REV. A
	TOLERANCES: .xxx ±0.010		DWN. Buddy Woods Dec-20-99
	Dimensions in Inch		CHK. Joe Huff Dec-20-99
DOC. REV: A/1	SHEET 1 OF 2	APP. AEI	Dec-20-99

Mechanical Dimensions:



Mounting Pattern:

(FOR COMBO1-4MS)
(COMP SIDE)



XFMR5 Inc.

Title: Mechanical Dimensions
For COMBO1-4MS Series

UNLESS OTHERWISE SPECIFIED
TOLERANCES:
.xxx ±0.010
Dimensions in Inch

P/N: XFATM2MA-COMBO1-4MS

REV. A

DWN.

Buddy Woods

Dec-20-99

CHK.

Joe Huff

Dec-20-99

APP.

AEI

Dec-20-99

DOC. REV: A/1

SHEET 2 OF 2